


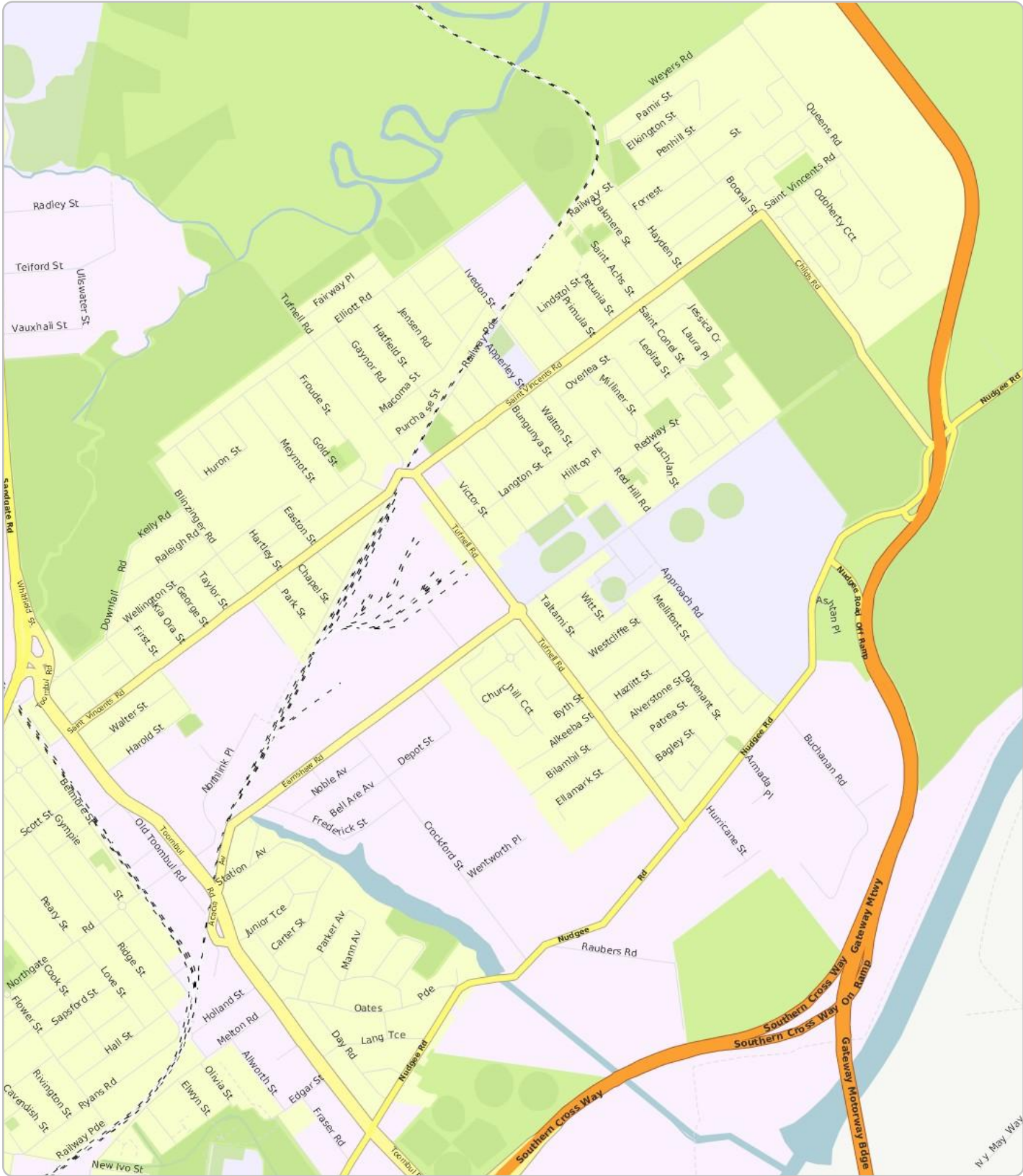
An aerial, wide-angle photograph of a city, likely Vancouver, showing a large river curving through the urban landscape. A bridge with a suspension tower is visible in the foreground. The city skyline with numerous skyscrapers is on the left. The sky is clear and blue.

**With LJ Hooker  
You're SET**

## **Suburb Flyover Report**

LJ Hooker New Farm | 3146 5400

 **BANYO - Suburb Map**



Prepared on 09/05/2017 by LJ Hooker New Farm. © Property Data Solutions Pty Ltd 2017 (pricfinder.com.au)

The materials provided are distributed as an information source only. © The State of Queensland (Dept. of Environment and Resource Management) May/2017. Based on data provided with the permission of the Dept. of Environment and Resource Management: (QVAS) May/2017. The Dept. of Environment and Resource Management makes no representations or warranties about accuracy, reliability, completeness or suitability of the data for any particular purpose and disclaims all responsibility and all liability (including without limitation, liability in negligence) for all expenses, losses, damages (including indirect or consequential damage) and costs which might be incurred as a result of the data being inaccurate or incomplete in any way and for any reason.



## BANYO - Sales Statistics (Units)

Year	# Sales	Median	Growth	Low	High
1999	3	\$ 200,000	0.0 %	\$ 114,000	\$ 295,000
2000	2	\$ 1,442,500	621.2 %	\$ 935,000	\$ 1,950,000
2001	4	\$ 634,000	-56.0 %	\$ 128,000	\$ 1,221,387
2002	0				
2003	8	\$ 347,500	0.0 %	\$ 187,500	\$ 1,480,000
2004	10	\$ 369,050	6.2 %	\$ 170,000	\$ 1,550,000
2005	10	\$ 395,500	7.2 %	\$ 90,000	\$ 1,491,600
2006	46	\$ 309,000	-21.9 %	\$ 165,000	\$ 3,410,000
2007	42	\$ 470,250	52.2 %	\$ 270,000	\$ 3,750,000
2008	22	\$ 542,850	15.4 %	\$ 239,000	\$ 2,145,000
2009	30	\$ 385,000	-29.1 %	\$ 241,000	\$ 1,155,254
2010	26	\$ 531,500	38.1 %	\$ 214,500	\$ 1,419,000
2011	12	\$ 532,500	0.2 %	\$ 285,000	\$ 1,529,000
2012	20	\$ 394,346	-25.9 %	\$ 271,000	\$ 2,500,000
2013	12	\$ 449,070	13.9 %	\$ 231,000	\$ 611,820
2014	27	\$ 490,000	9.1 %	\$ 265,000	\$ 1,540,000
2015	20	\$ 441,250	-9.9 %	\$ 226,400	\$ 3,475,000
2016	16	\$ 450,000	2.0 %	\$ 225,000	\$ 1,725,000
2017	0				

### Median Sale Price

# \$450k

Based on 14 recorded Unit sales within the last 12 months (Apr '16 - Mar '17)

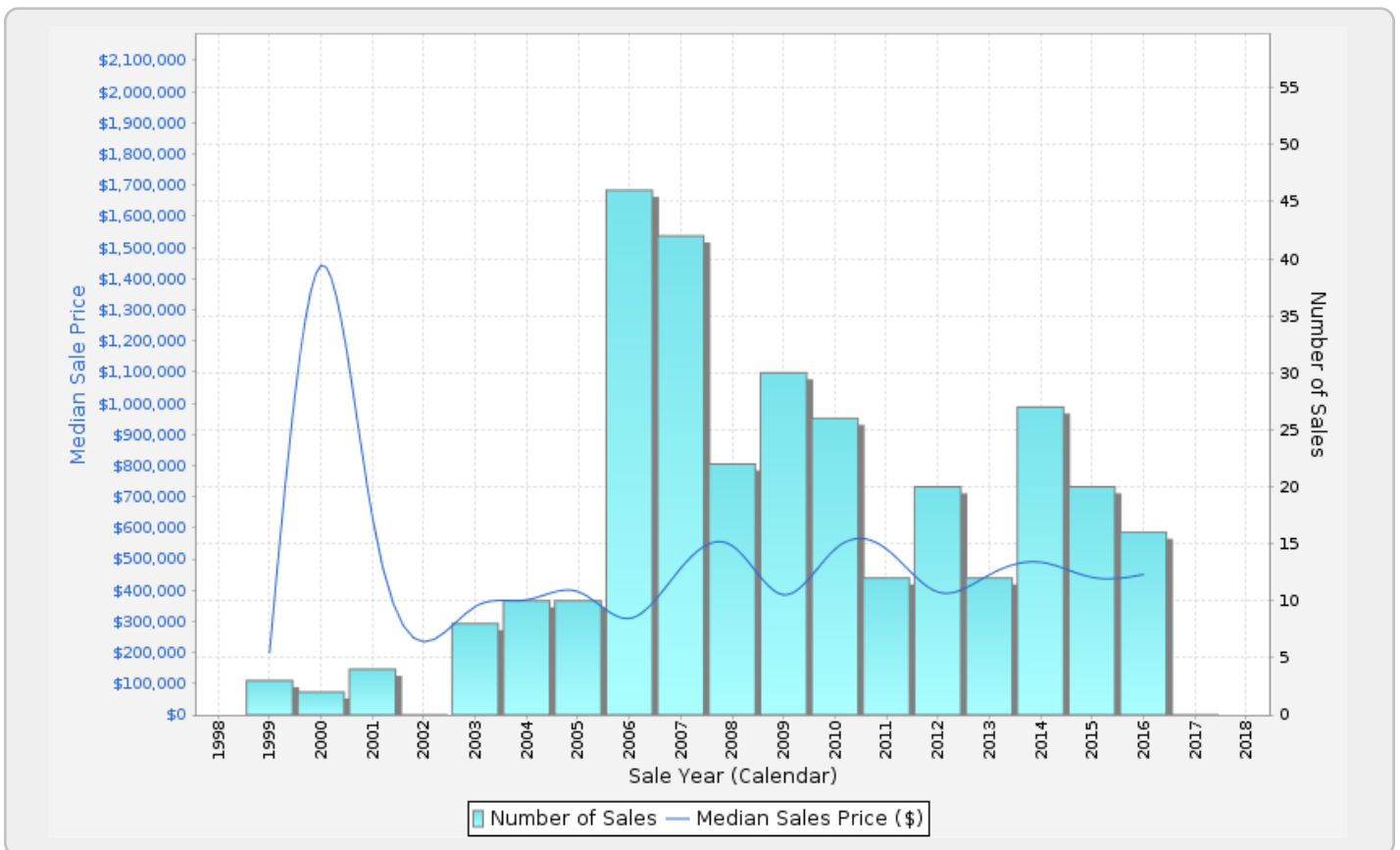
Based on a rolling 12 month period and may differ from calendar year statistics

### Suburb Growth

# +2.9%

Current Median Price: \$450,000  
Previous Median Price: \$437,500

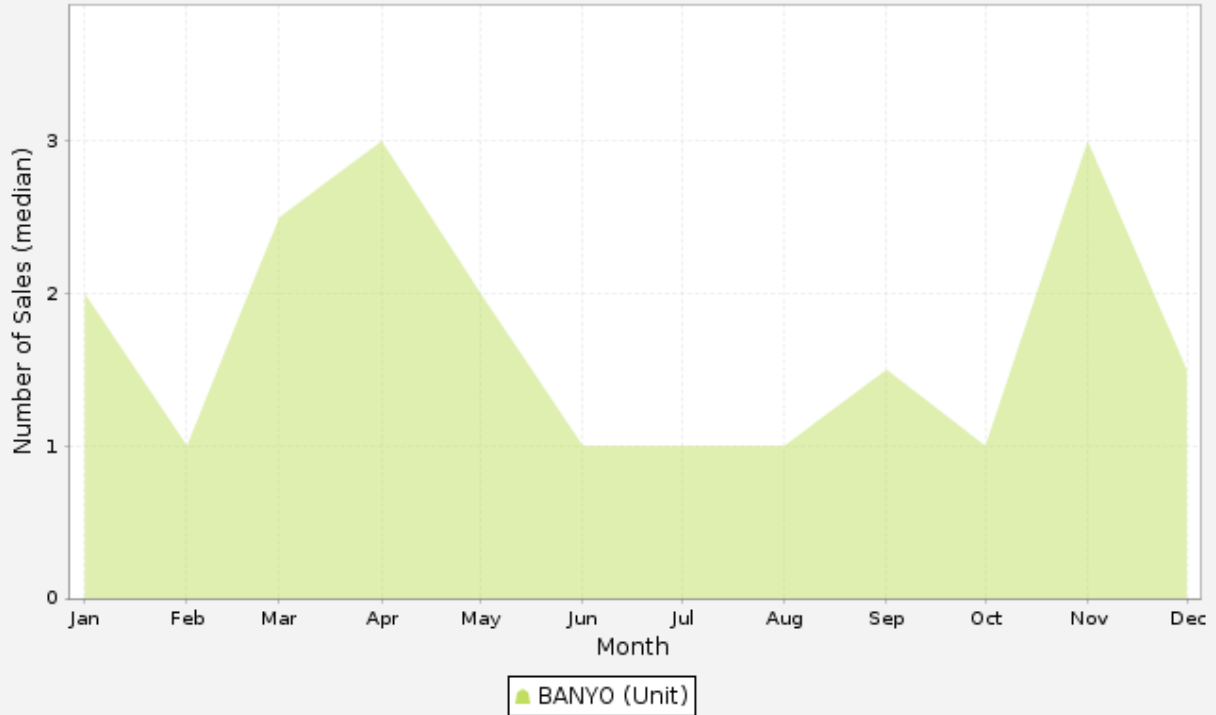
Based on 29 recorded Unit sales compared over the last two rolling 12 month periods





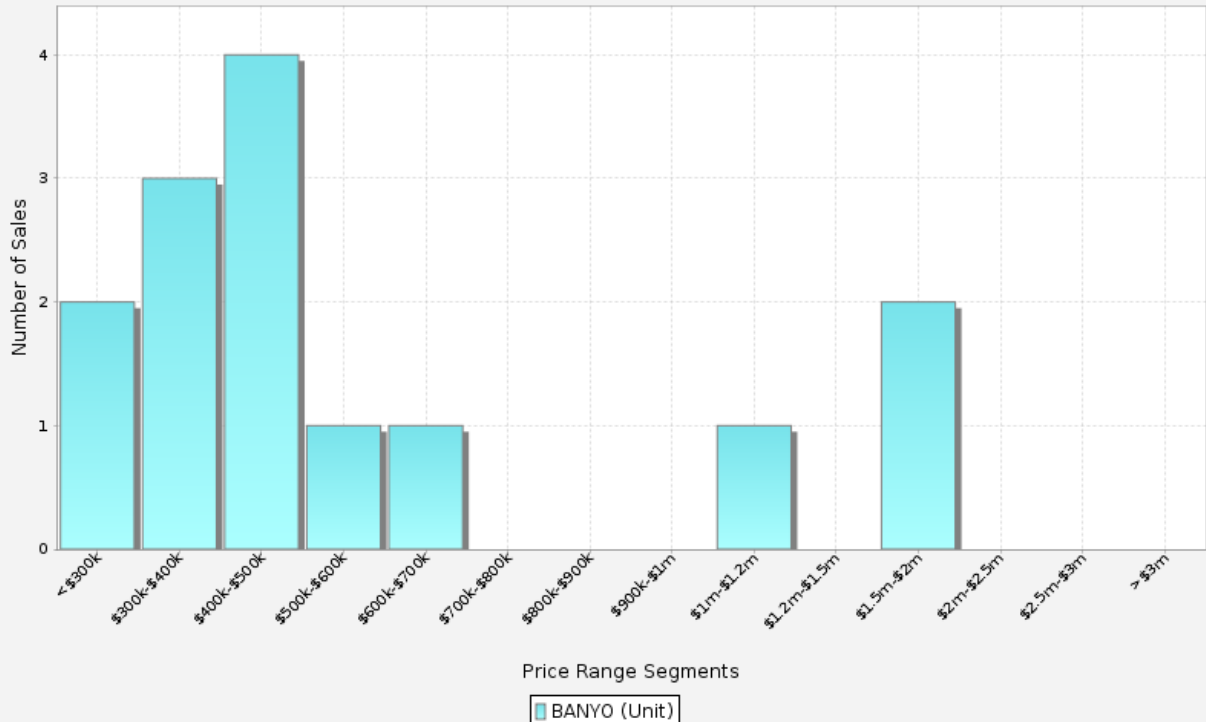
### BANYO - Peak Selling Periods

Peak Selling Periods (3 Years ending Mar 2017)



### BANYO - Price Range Segments

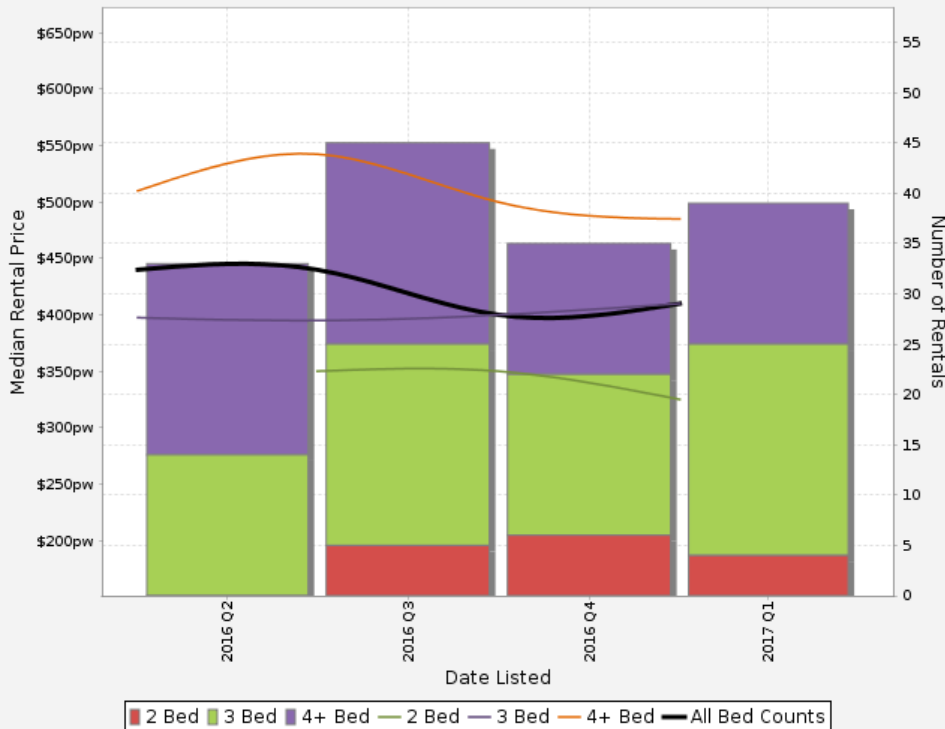
Price Range Segmentation (12 Months ending Mar '17)







## BANYO - Median Weekly Rents (Houses)

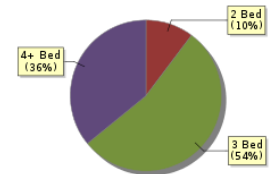


### Suburb Sale Price Growth

**+3.8%**

Current Median Price: \$530,750  
 Previous Median Price: \$511,500  
 Based on 210 registered House sales compared over the last two rolling 12 month periods.

### Bedroom Breakdown



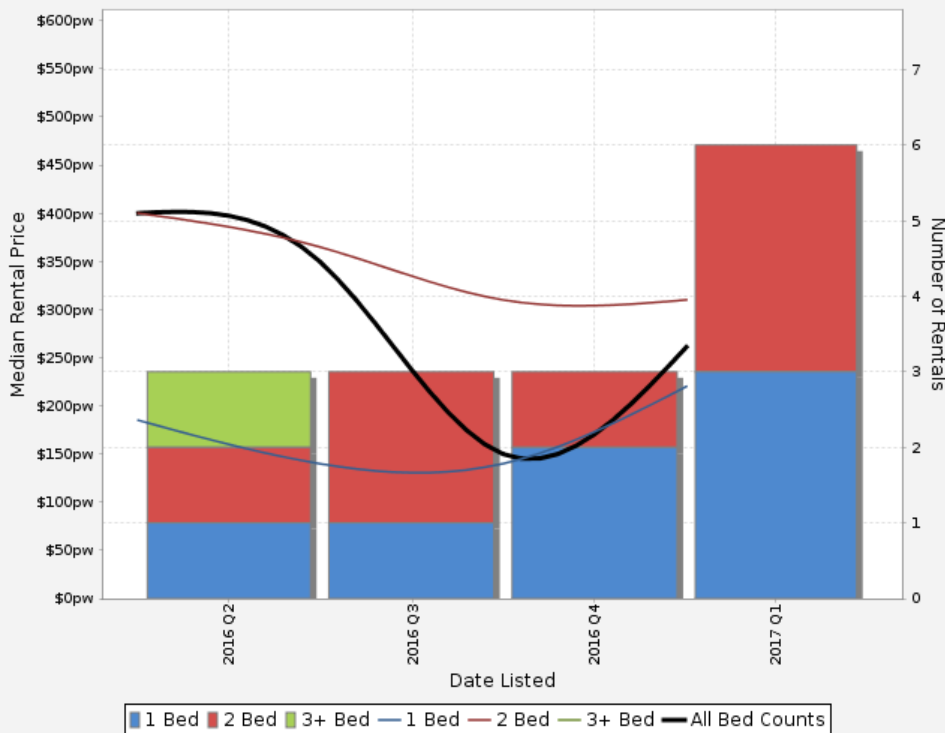
### Suburb Rental Yield

**+4.1%**

Current Median Price: \$530,750  
 Current Median Rent: \$420  
 Based on 152 registered House sales compared over the last 12 months.



## BANYO - Median Weekly Rents (Units)

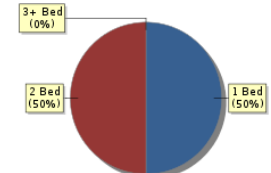


### Suburb Sale Price Growth

**+2.9%**

Current Median Price: \$450,000  
 Previous Median Price: \$437,500  
 Based on 29 registered Unit sales compared over the last two rolling 12 month periods.

### Bedroom Breakdown



### Suburb Rental Yield

**+3.0%**

Current Median Price: \$450,000  
 Current Median Rent: \$262  
 Based on 15 registered Unit sales compared over the last 12 months.

**SOLD** BANYO - Recently Sold Properties

**Median Sale Price**

**\$450k**

Based on 14 recorded Unit sales within the last 12 months (Apr '16 - Mar '17)

Based on a rolling 12 month period and may differ from calendar year statistics

**Suburb Growth**

**+2.9%**

Current Median Price: \$450,000  
Previous Median Price: \$437,500

Based on 29 recorded Unit sales compared over the last two rolling 12 month periods

**# Sold Properties**

**14**

Based on recorded Unit sales within the 12 months (Apr '16 - Mar '17)

Based on a rolling 12 month period and may differ from calendar year statistics

**459 TUFNELL RD**

**\$1,650,000**



777 m<sup>2</sup> - - -

photo

Nov 2016 N/A

**RENT** BANYO - Properties For Rent

**Median Rental Price**

**\$262 /w**

Based on 15 recorded Unit rentals within the last 12 months (Apr '16 - Mar '17)

Based on a rolling 12 month period and may differ from calendar year statistics

**Rental Yield**

**+3.0%**

Current Median Price: \$450,000  
Current Median Rent: \$262

Based on 14 recorded Unit sales and 15 Unit rentals compared over the last 12 months

**Number of Rentals**

**15**

Based on recorded Unit rentals within the last 12 months (Apr '16 - Mar '17)

Based on a rolling 12 month period and may differ from calendar year statistics

**19/223 TUFNELL RD**

**\$360**

May 2017  
4 Days

106 m<sup>2</sup> 2 2 1

**361 TUFNELL RD**

**\$370 per week**

May 2017  
6 Days

604 m<sup>2</sup> 3 1 1

**2/217 -223 TUFNELL RD**

**\$370**

Apr 2017  
16 Days

2 2 1

**102 BLINZINGER RD**

**\$220 per week**

Apr 2017  
38 Days

810 m<sup>2</sup> 1 1 1

**3/17 TALTARNI ST**

**\$310 per week**

May 2017  
10 Days

57 m<sup>2</sup> 2 1 1

**15 KENNAWAY ST**

**\$220 per week**

Feb 2017  
72 Days

810 m<sup>2</sup> 1 1 1