

With LJ Hooker You're SET

Solutions | **E**xperience | **T**eamwork

Suburb Flyover Report

LJ Hooker New Farm | 3146 5400
newfarm@ljh.com.au

LJ Hooker Coorparoo | 3394 2511
coorparoo@ljh.com.au

LJ Hooker



WESTLAKE - Sales Statistics (Units)

Year	# Sales	Median	Growth	Low	High
1999	5	\$ 155,000	0.0 %	\$ 155,000	\$ 157,000
2000	6	\$ 160,000	3.2 %	\$ 132,000	\$ 205,000
2001	6	\$ 156,250	-2.3 %	\$ 147,000	\$ 200,000
2002	10	\$ 215,000	37.6 %	\$ 161,000	\$ 310,000
2003	6	\$ 222,500	3.5 %	\$ 197,000	\$ 305,000
2004	4	\$ 292,500	31.5 %	\$ 269,000	\$ 422,000
2005	5	\$ 275,000	-6.0 %	\$ 255,000	\$ 291,000
2006	5	\$ 285,000	3.6 %	\$ 273,000	\$ 300,000
2007	0				
2008	1	\$ 283,000	0.0 %	\$ 283,000	\$ 283,000
2009	3	\$ 385,000	36.0 %	\$ 370,000	\$ 412,000
2010	4	\$ 402,000	4.4 %	\$ 390,000	\$ 450,000
2011	0				
2012	0				
2013	1	\$ 385,000		\$ 385,000	\$ 385,000
2014	4	\$ 389,500	0.0 %	\$ 340,000	\$ 402,500
2015	3	\$ 386,000	-0.9 %	\$ 385,000	\$ 440,000
2016	3	\$ 420,000	8.8 %	\$ 385,000	\$ 735,000
2017	1	\$ 430,000	2.4 %	\$ 430,000	\$ 430,000

Median Sale Price

\$430k

Based on 3 recorded Unit sales within the last 12 months (Apr '16 - Mar '17)

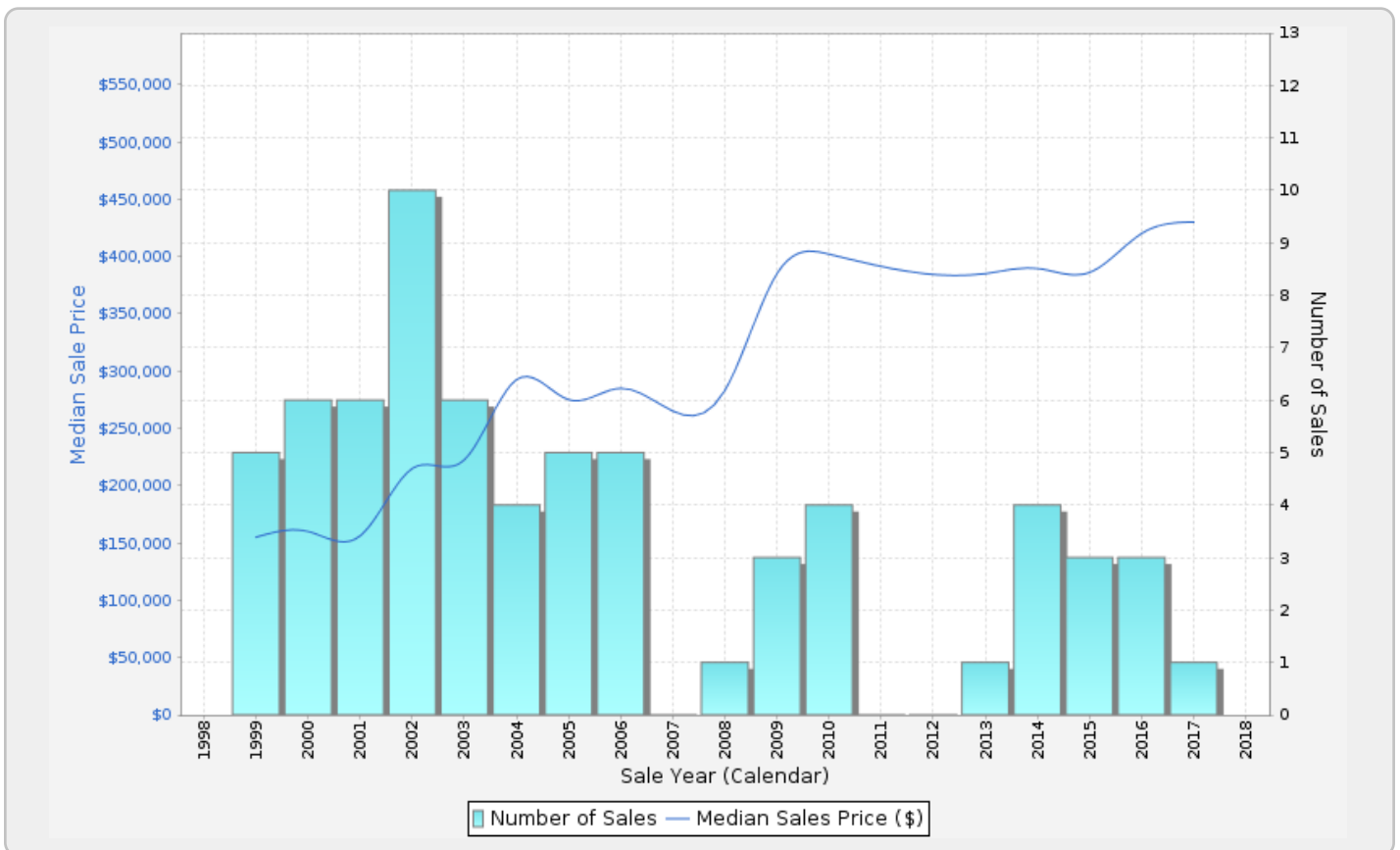
Based on a rolling 12 month period and may differ from calendar year statistics

Suburb Growth

+6.8%

Current Median Price: \$430,000
Previous Median Price: \$402,500

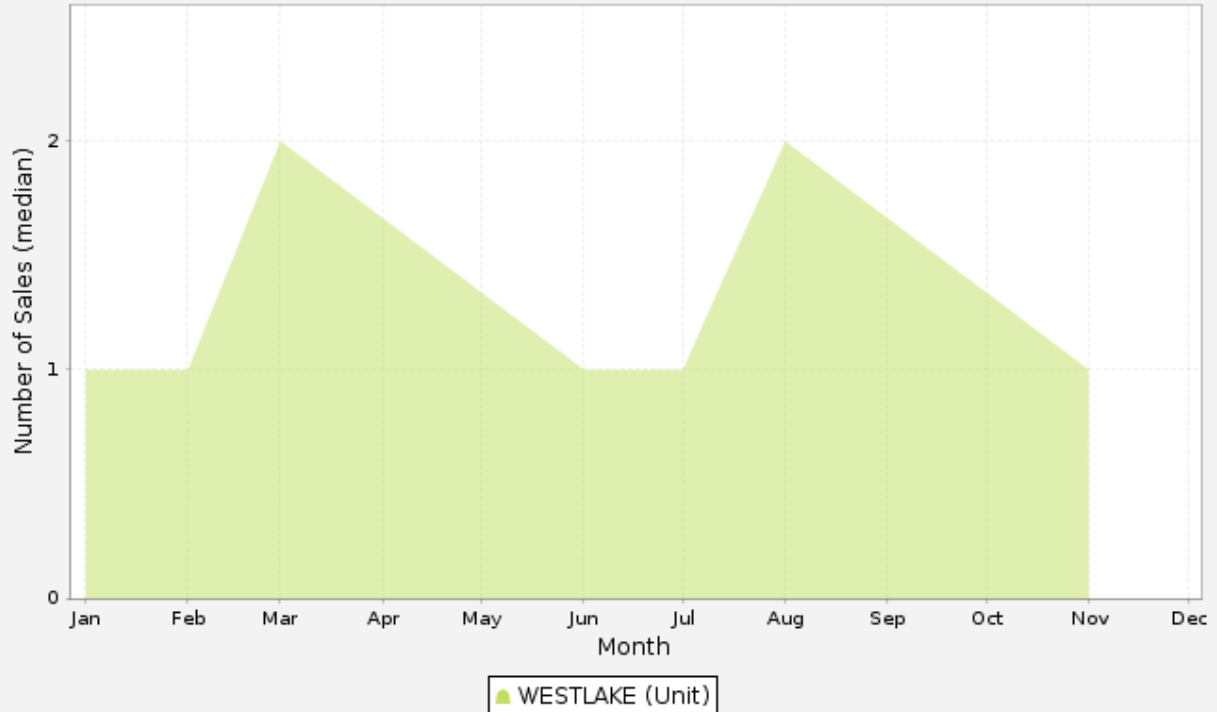
Based on 5 recorded Unit sales compared over the last two rolling 12 month periods





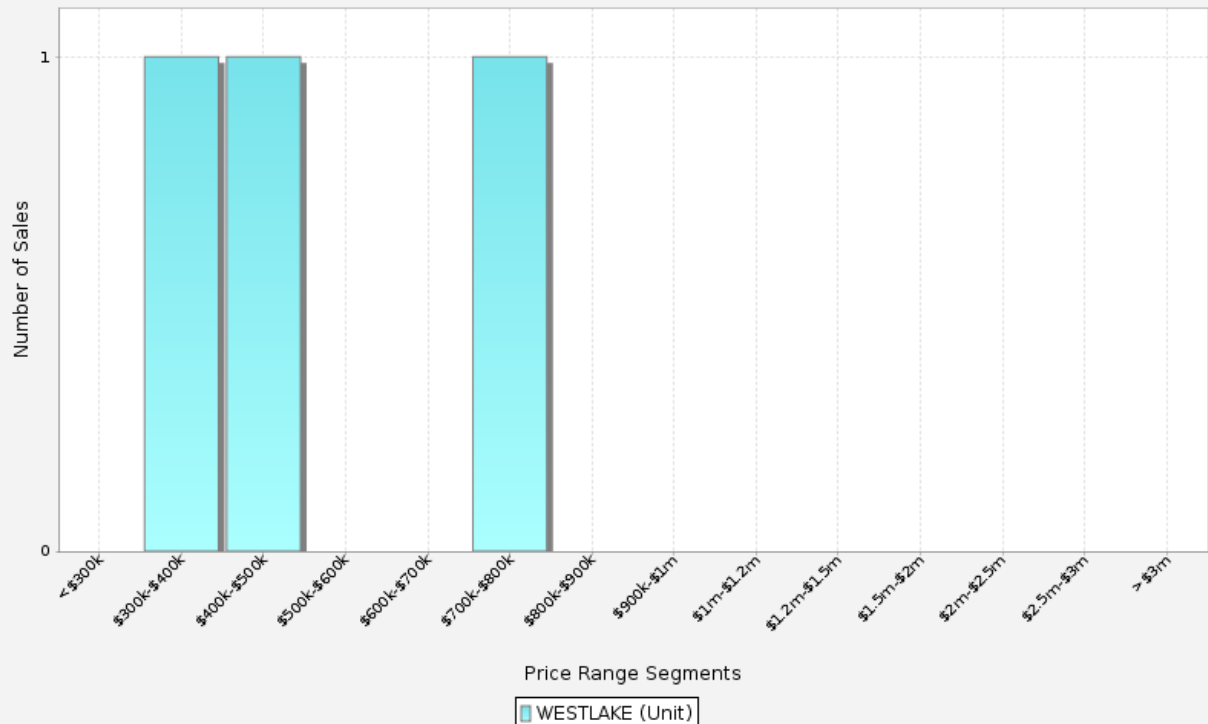
WESTLAKE - Peak Selling Periods

Peak Selling Periods (3 Years ending Mar 2017)



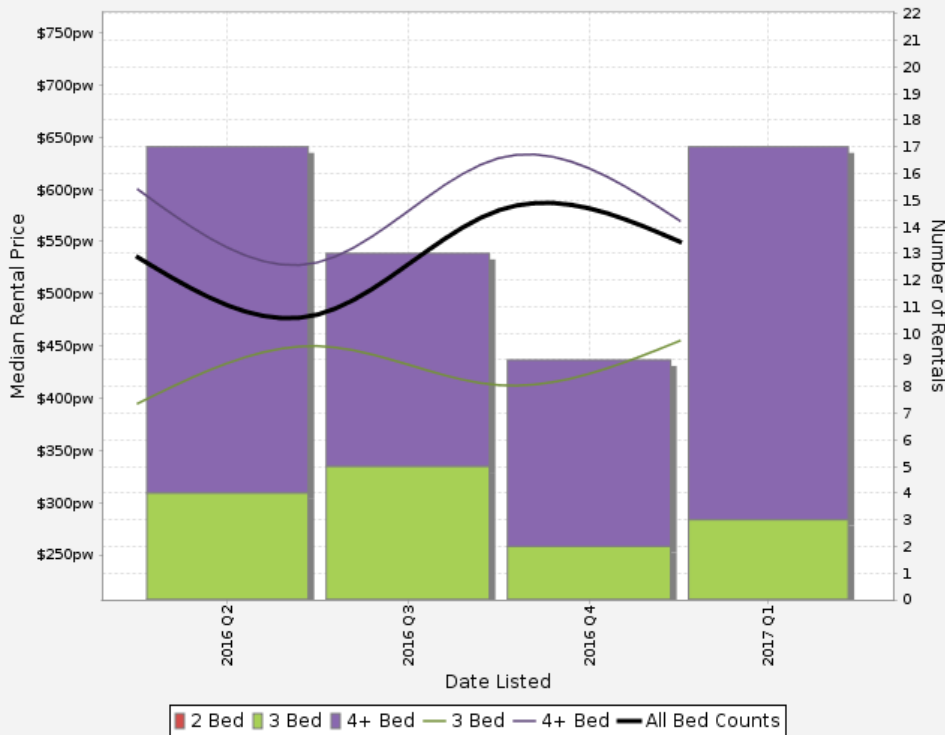
WESTLAKE - Price Range Segments

Price Range Segmentation (12 Months ending Mar '17)





WESTLAKE - Median Weekly Rents (Houses)

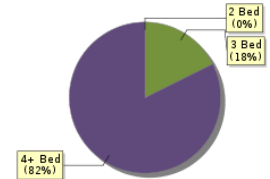


Suburb Sale Price Growth

+11.1%

Current Median Price: \$711,000
 Previous Median Price: \$640,000
 Based on 132 registered House sales compared over the last two rolling 12 month periods.

Bedroom Breakdown



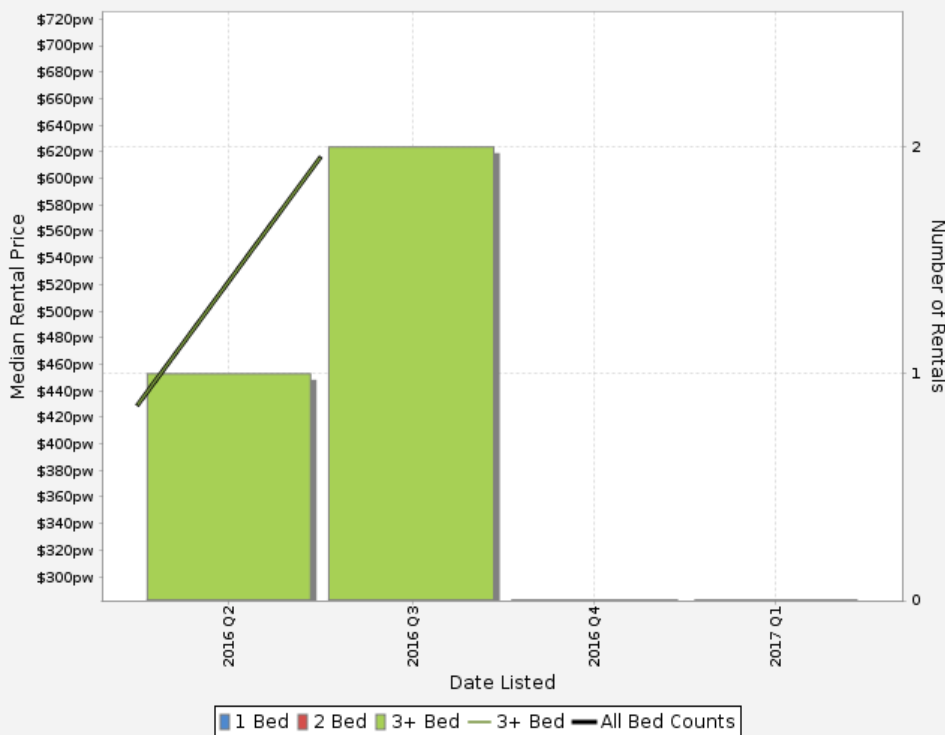
Suburb Rental Yield

+4.0%

Current Median Price: \$711,000
 Current Median Rent: \$543
 Based on 56 registered House sales compared over the last 12 months.



WESTLAKE - Median Weekly Rents (Units)



Suburb Sale Price Growth

+6.8%

Current Median Price: \$430,000
 Previous Median Price: \$402,500
 Based on 5 registered Unit sales compared over the last two rolling 12 month periods.

Bedroom Breakdown

No data available

Suburb Rental Yield

+5.2%

Current Median Price: \$430,000
 Current Median Rent: \$430
 Based on 3 registered Unit sales compared over the last 12 months.

SOLD WESTLAKE - Recently Sold Properties

Median Sale Price

\$430k

Based on 3 recorded Unit sales within the last 12 months (Apr '16 - Mar '17)

Based on a rolling 12 month period and may differ from calendar year statistics

Suburb Growth

+6.8%

Current Median Price: \$430,000
Previous Median Price: \$402,500

Based on 5 recorded Unit sales compared over the last two rolling 12 month periods

Sold Properties

3

Based on recorded Unit sales within the 12 months (Apr '16 - Mar '17)

Based on a rolling 12 month period and may differ from calendar year statistics

19/241 HORIZON DR

\$605,000

2.14 ha 3 2 1

Sold Mar 2017 N/A

2/241 HORIZON DR

\$430,000

3 2 1

Sold Jan 2017 N/A

18/241 HORIZON DR

\$735,000

1.00 m²

38.0m

17.9m 6.9 6.8 15.1m 6.5 6.2

4 3 2

Sold Mar 2016 N/A